



Sustaining International Partnerships and Building Open Access Collections during COVID-19

Two case studies from the UCLA Library

Image: Centro de Documentação Histórica do Baixo Amazonas
UFOPA / Photographer: L. Fossard
<https://cdhba.hypotheses.org>

UCLA Library



ARCADIA
A CHARITABLE FUND OF
LISBET RAUSING & PETER BALDWIN



Rachel Deblinger

*Director, Modern
Endangered Archives
Program*



Todd Grappone

*Associate University
Librarian*

Sustaining International Partnerships and Building Open Access Collections

1. UCLA Library:
Affirming our value(s) during uncertain times
2. Modern Endangered Archives Program:
Regranting in a Global Pandemic
3. Sinai Manuscript Project:
Navigating International Restrictions
4. Q and A

ONE

UCLA Library + COVID-19

What this work means to us.

1. **Not neutral.**

We recognize that digitization work, like archival work, is not neutral and making choices about what gets published online has

2. **Build connections, relationships.**

We respect the priorities and goals of our community partners and commit to open communication, ongoing flexibility, and a consistent community centered approach.

3. **Respond to global inequity**

Our programs should support communities without the financial or infrastructural resources to preserve cultural heritage materials. We aim to make accessible voices that have been overlooked or undervalued in dominant historical and political narratives.

UCLA Library Priorities

Use our expertise, resources to support and expand capacity for cultural heritage preservation from all parts of the world.

- Preserve and share knowledge from around the world
- Commitment to Global Value of knowledge preservation and collections stewardship
- Share resources across the globe in acknowledgment of areas in the world that do not have the infrastructure or institutional support to do this work.

We look for **collections** that:

- Expand our understanding of the world and human experience
- Support research and teaching mission at UCLA
- Rare, endangered, under political threat

Learned from Experience

Modern Ethical Collecting means building Decentralized
Networked Collections that are Community Centered

Postcustodial & Postcolonial Collecting

- ***Building Relationships***
 - Authenticity
 - Collaboration
 - Preservation
 - Joint publication sans acquisition
-
- > **Respect for local context**
 - > **Dedication to the material**
 - > **Developing partner programs is cornerstone**

International Digital Ephemera Project

Search title, author, date, location

Search


Browse All

Search title, author, date, location

Search

The International Digital Ephemera Project is an initiative to digitize, preserve and provide broad public access to print, images, multimedia, and social networking resources produced worldwide. [Learn More >](#)

Explore the collections




Latin America and the Caribbean



Instituto de Historia de Cuba




American University of Iraq
Sulaimani / Kashku



Middle East and North Africa



Freedom Park



The Palestinian Museum



Cineteca de Cuba



National Library of Armenia

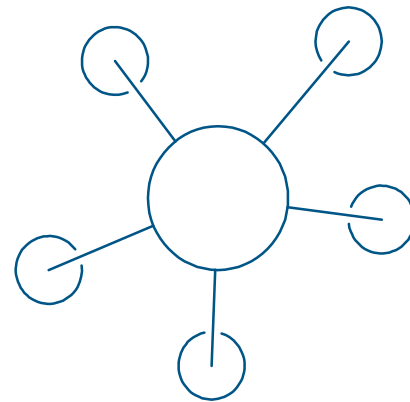


<https://idep.library.ucla.edu/>

Postcustodial Digitization

Share Expertise and Build Knowledge Networks

- Build equitable partnerships between institutions
- Conserve and preserve endangered materials
- Encourage local and transnational knowledge networks
- Provide broad public access to research and cultural heritage materials




Scholarship in the Covid Landscape

Recognizing shifts in Higher Education and the role of Academic Libraries in this space.

- **How will COVID change academics and how will that impact library work?**
- **How can we train researchers to ask different questions?**
- **At-risk scholars, highest pressure**
- **What will long-term budget impact look like?**


Scholarship in the Covid Landscape



Time to work:

SET GOALS THAT MATCH YOUR RESEARCH QUESTIONS

- See events in progression?
- See events as overlapping, interconnected
- See events at scale: intimate, global
- Work with large sets of texts, maps, images



Adaptation

- New technologies
- New formats
- Truncated time period
- Limited to sources online
- Focus on theory, secondary literature

Can you respond to the moment?

What kinds of questions might we ask?

Can we interrogate methodology?

Dig into lit review?

Identify what's missing, what's necessary?

TWO

Modern Endangered Archives Program (MEAP)

MEAP: Overview

The Modern Endangered Archives Program (MEAP) is a new UCLA Library granting program.

We fund projects to digitize and make accessible endangered archival materials from the 20th and 21st Centuries, including print, photographic, film, audio, ephemeral, and born digital objects.

All MEAP content must be shared openly online: Survey, Inventory, Digital Images, Audio files, Video. Raises challenges around copyright, privacy & ethics.

Learn more at meap.library.ucla.edu

MEAP: Overview - Cohort 1 + 2



Modern Endangered Archives Program

Q Search projects

Search

We Preserve Cultural Heritage

Our grants enable digitization and access to at-risk cultural heritage collections from around the world. [Learn more >](#)

meap.library.ucla.edu

Explore Our Projects

All

Caribbean

Latin America

Central America

Central Asia

South Asia

Southeast Asia

Europe

Middle East

Ephemera

Photography

Film

Audio Recordings

Music

Oral Tradition

Human Rights

Culture & Society

Architecture & Landscape

Indigeneity

Race

Politics

Religion

Social Movements

IDEP Partner Toolkit

A guide to standards and workflows for IDEP partner institutions.

File Naming and Organization

Metadata Guidelines

Descriptive Terms

Digitization (Print/Image)

Session Checklist (Print/Image)

MiniDV Transfer

Lacquer Disc Transfer

¼ Inch Audiotape Workflow

Audio Digitization Workflow using Audacity

English Español العربية

© 2019 UCLA Library CC BY-NC-SA 4.0.

IDEP Partner Toolkit

The International Digital Ephemera Project (IDEP) is an initiative of the UCLA Library to capture ephemeral content with global partners. Through this project, the Library endeavors to build international and global collections of knowledge, and to preserve the historical and cultural record. The ultimate goal is for present and future generations to access and use ephemera documenting the larger arena of discourse that takes place alongside mainstream media and scholarly publications.

For more information on IDEP, visit the project site: <http://idep.library.ucla.edu>

The UCLA Library works closely with project partners to capture, preserve, and describe new forms of knowledge, records, and content. This toolkit outlines standards, workflows, and best practices for contributing to IDEP.

LENS SETTINGS

- The aperture on the lens should be set to the smallest setting (f/32 on the 60mm)



- Autofocus: Rotate the A-M mode ring on the lens while pressing the A-M mode ring release button, selecting A for autofocus.



CAMERA SETTINGS. Note: Review the camera manual, and especially pages 1-7 for help with adjusting and finding settings as well as getting to know the camera.

- ISO - Set to 100



- Mode - Set to M



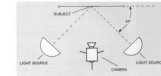
- Aperture - Set between f/8 and f/11, starting with f/8. Stopping down, aka decreasing the size of the aperture, increases the depth of field (how much of the object's depth, or distance from the camera, remains in focus). A narrower aperture can improve overall sharpness.



Lighting setup

Set up lights

- Read the instructions for the Profoto B2 250 Air Location Kit and the Air Remote TTL-N.
- Make sure battery is charged (Charger is included in kit. Battery is located on the bottom of the pack and can be removed to charge.)
- Set up light stands
 - Stands are reverse stands. Maintain a wide base so that they don't tip over
 - When extending light stands, extend from the bottom first before using thinner extensions
 - Use artist tape to mark stand positions. Set stands at 45 degree angles (see example)



- Attach the flash heads to light stands, taking care to ensure that the flash head is directly above one leg of the stand, to minimize the risk of tipping. Tighten flash head to light stand securely.
- Build Softboxes by matching rod color to colors located on Speedrings (the blue dots).
 - Be patient.
 - The rods are meant to flex, but try not to force the rod too much.
 - Start with one rod, then move to opposite side. Once all rods are snapped in the Softbox should fully form a square
- Attach Softboxes to flash heads
 - Shimmy flash heads into speedring, close down on Speedring clamp to secure.
- Check that lighting battery pack is turned off. Connect flash head cords to battery pack. Note: **never plug in or unplug flash heads while battery pack is on**

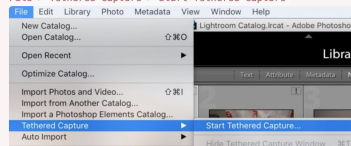
Identifiers	Titles		
File name	local ID	Original language title	English translation of title
lalish_yazidiposters_005.tif	lalish_yazidiposters_005	كاره ساتا شنگالي : سلاف يوقه نجى و قه درناسنا خه لکي شه رفقه ندی به نستان	Regards to honourable people for their resistance and respect
bnjcm_cubayamerica_18970401.pdf	bnjcm_cubayamerica_18970401	Cuba y America: Periódico Quincenal, vol. 1, no. 1	
soviet_00064_p_arm_384.tif	q_384	Իտրհրդային իշխանութեան 17 տարիների ընթացքում 88թևակը	Yerevan, during the 17 year
auis_ec_00003.tif	auis_ec_00003	Garade Village	
ihc_lalucha_19020103.pdf	ihc_lalucha_19020103	La Lucha: diario republicano, vol. 18, no. 3	
		Cartilla para Aprender a Leer en las Escuelas de	

Setup Lightroom or darktable

Start up and log in to laptop and connect camera to laptop via USB3 tether cable

If using Lightroom

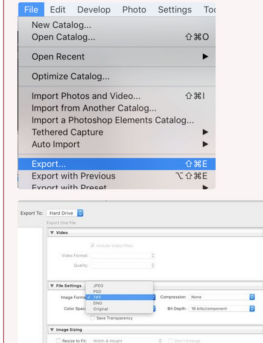
- Open Lightroom
- Create new catalog, name appropriately. Remember, this is a catalog in Lightroom, and it can contain multiple sessions. Click **File > Tethered Capture > Start Tethered Capture**



- Lightroom will automatically find the camera in use. A box should pop up that says Nikon D810 is in use
- Name the session you are in with a date (recommended), or collection name and session number

Exporting files to TIFF format

For Lightroom



<https://uclalibrary.github.io/ideptoolkit/>

MEAP During Covid

Program **built to address risk.**

- Built to address, anticipate and mitigate risk
- Also built to intervene in risky situations

Changing and increasing needs.

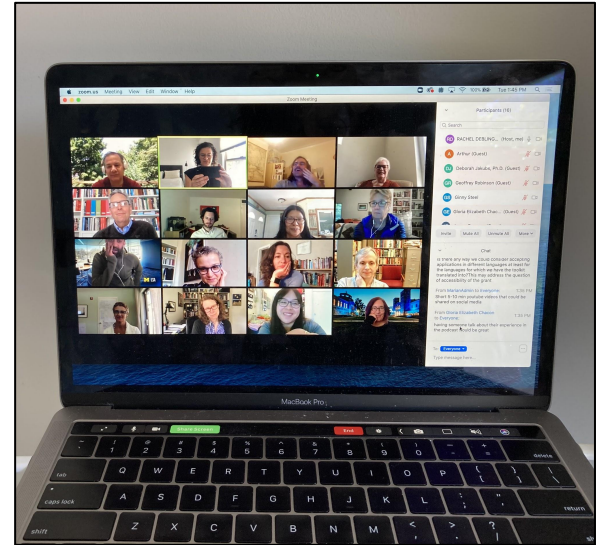
- Delays + timeline extensions
- Travel restrictions: Gaps in training; project teams disbursed
- Procurement: teams struggled to get scanners, cameras, acid free folders; Cannot bring equipment from US or send back hard drives



MEAP During Covid

Flexibility for projects at all stages

- Delay for ongoing projects - up to a year if necessary
 - Some top up money if needed
- Continued evaluation for open round of applications
 - Virtual panel review
 - Feasibility Reports to address necessary edits
- Open new call for applications (Closed Nov 9)
 - 93 applications with archival materials from 54 countries



Global Digitization

Local + hyper local. **There's no one answer for each project team.**

- Some neighborhoods are open
- Some whole countries are open
- Some areas are closed down indefinitely
- Different public health directives

Requires **flexibility**. Inviting reflection + revision from all project teams.

- Delays
- New organizations
- New project teams

Global Digitization



Photo Credits:

Pnar Women's Weekly Market, Meghalaya, India. Photograph by Ahmed Hossain.

Book Bank Trust in Kenya

Cinemateca Uruguay

Shabistan Film Archive

Mapuche-Pehuenche Center (1993, Sample proofsheets). Photograph by Cristian Opaso.

THREE

Sinai Manuscript Project

Sinai Project

St. Catherine's Monastery of the Sinai (Egypt)

Digitizing the Monastery's collection of Arabic
and Syriac manuscripts

Monastic Life

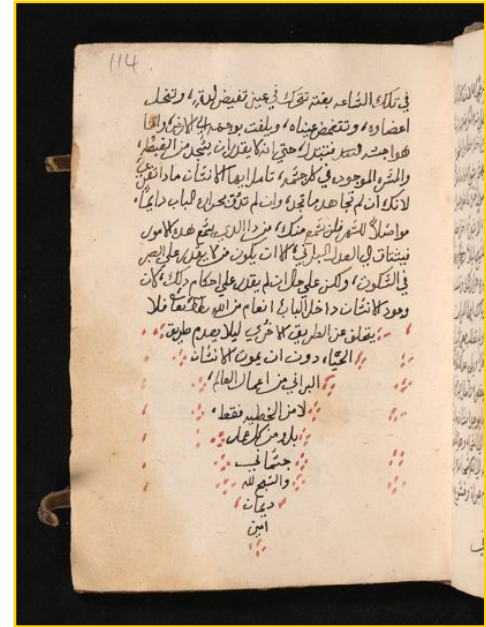
- Not nearly as exciting as it sounds
- Aging and isolated
- His Eminence the Archbishop, Egypt's
Minister of Antiquities and international
diplomacy



Sinai Project

Digitization Team:

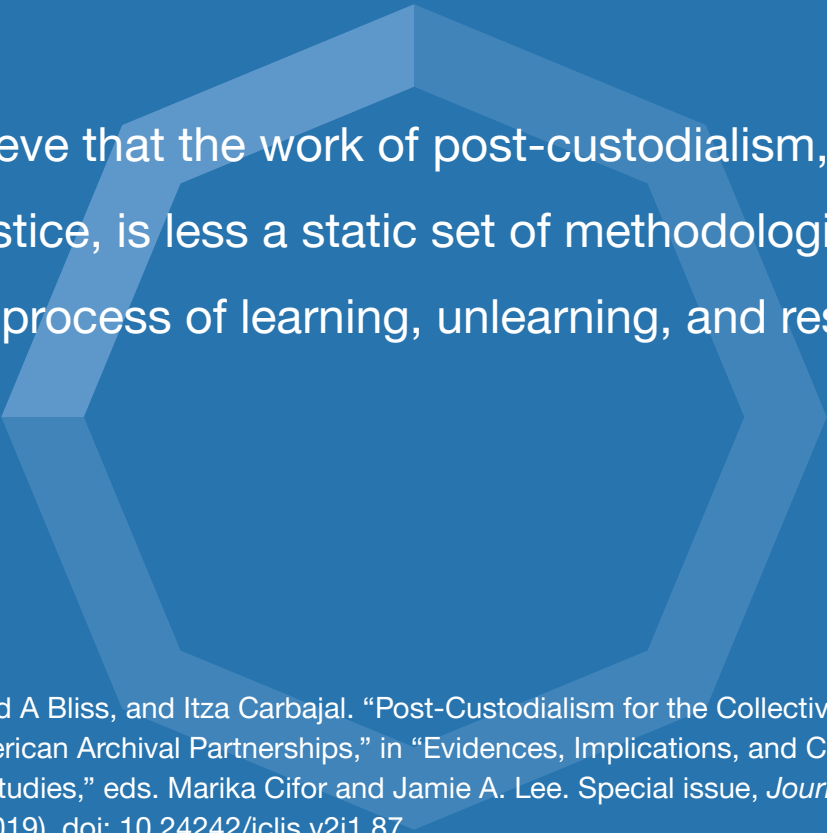
- Four person team from Athens
- Month long on-site digitization sessions
- Quarantines and testing
- International travel restrictions



Impact on the project

- Gap funding from Arcadia
- Digitization team left the most difficult to handle for the end of the project
- Digitization team switched to data curation
- Project timeline extended 2 x
- Recognizing similarities, overlaps





“We believe that the work of post-custodialism, much like social justice, is less a static set of methodologies than an ongoing process of learning, unlearning, and restructuring.”

Alpert-Abrams, Hannah, David A Bliss, and Itza Carbajal. “Post-Custodialism for the Collective Good: Examining Neoliberalism in US-Latin American Archival Partnerships,” in “Evidences, Implications, and Critical Interrogations of Neoliberalism in Information Studies,” eds. Marika Cifor and Jamie A. Lee. Special issue, *Journal of Critical Library and Information Studies* 2, no.1 (2019). doi: 10.24242/jclis.v2i1.87.

Why is this work essential?

We are all losing so much during the pandemic, including financial support for cultural heritage work. The value of preserving voices around the world should inform our work, our investments, our digital capacities.

*Photo Credit:
Green Movement at
<https://idep.library.ucla.edu/>*



FOUR

Questions



THANK YOU

MEAP

Website: meap.library.ucla.edu

Twitter: [@ModArchivesUCLA](https://twitter.com/ModArchivesUCLA)

Sinai Project

Website: <https://sinaimanuscripts.library.ucla.edu/login>

Copyright, Privacy

The Right to be Forgotten

“If an individual no longer wants his personal data to be processed or stored by a data controller, and if there is no legitimate reason for keeping it, the data should be removed from their system.”

Viviane Reding, Vice President, Eur. Commission.
The EU Data Protection Reform 2012: Making Europe the Standard
Setter for Modern Data Protection Rules in the Digital Age.
January 22, 2012.

Copyright, Privacy

“The struggle against power is the struggle of memory against forgetting”

Milan Kundera, *The Book of Laughter and Forgetting*, 1980